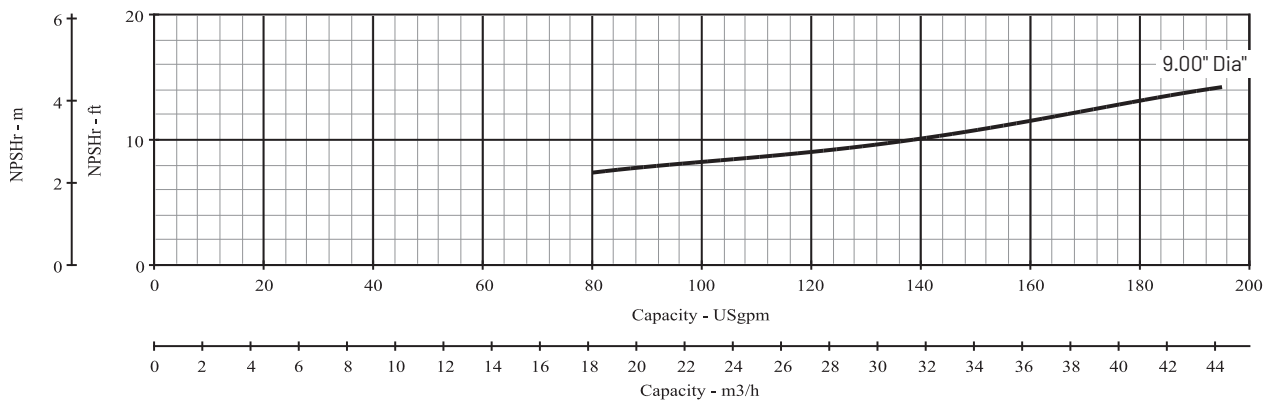
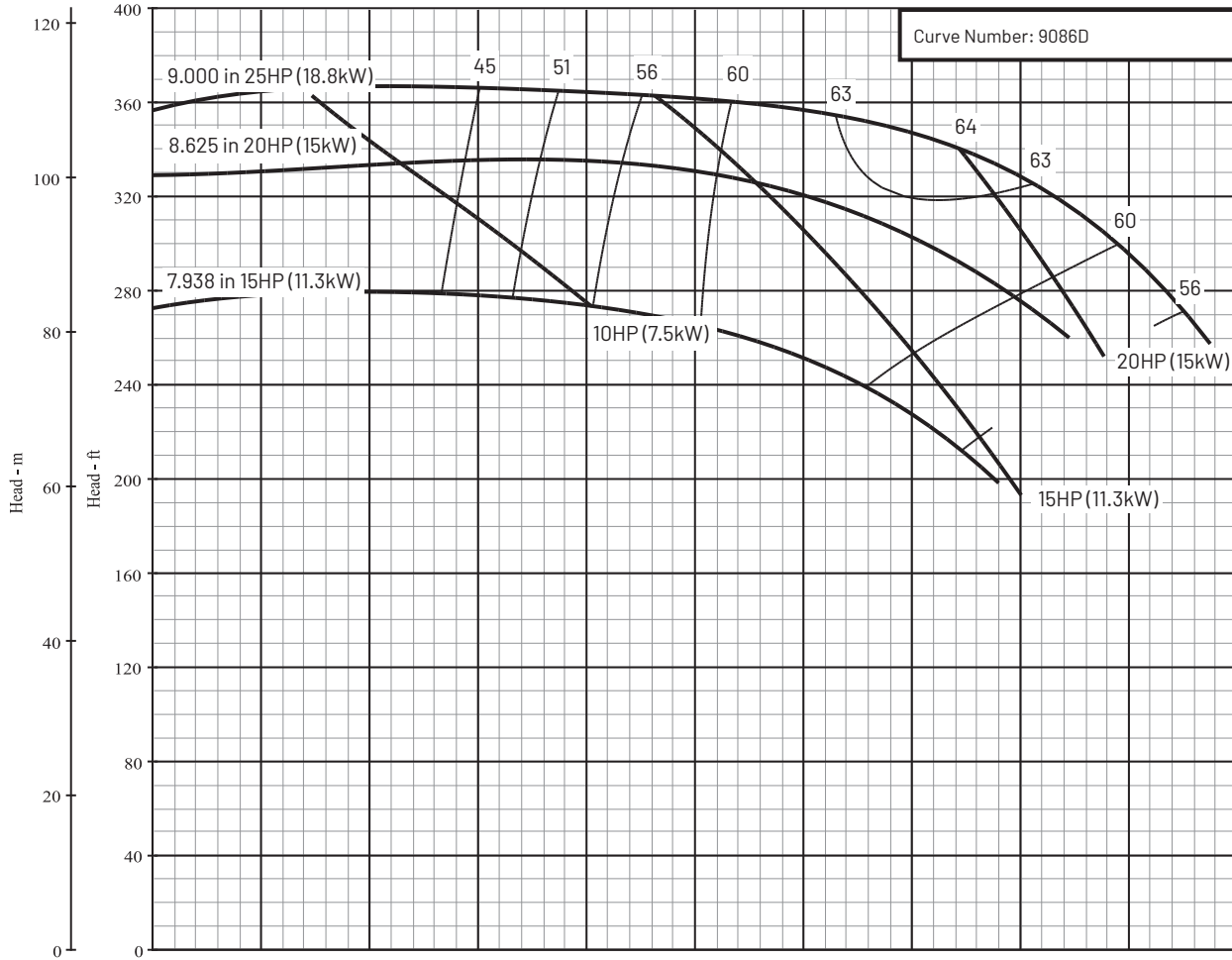


Series Name: B1-1/2Z_HS
Pump Size: 1-1/2 x 2 x 9H

Department of Energy Requirements	
PE _{lcl}	0.97
Model	B1-1/2ZPHS
Imp. Dia. (in.)	9.00

Available Configurations	
CCMD	B1-1/2ZPHS
Frame	
SAE	

Curve Conditions	
Nominal RPM	3500
Maximum Working Pressure	266 psi (18 bar)
Based on Fresh Water @ F	68 (20 C)



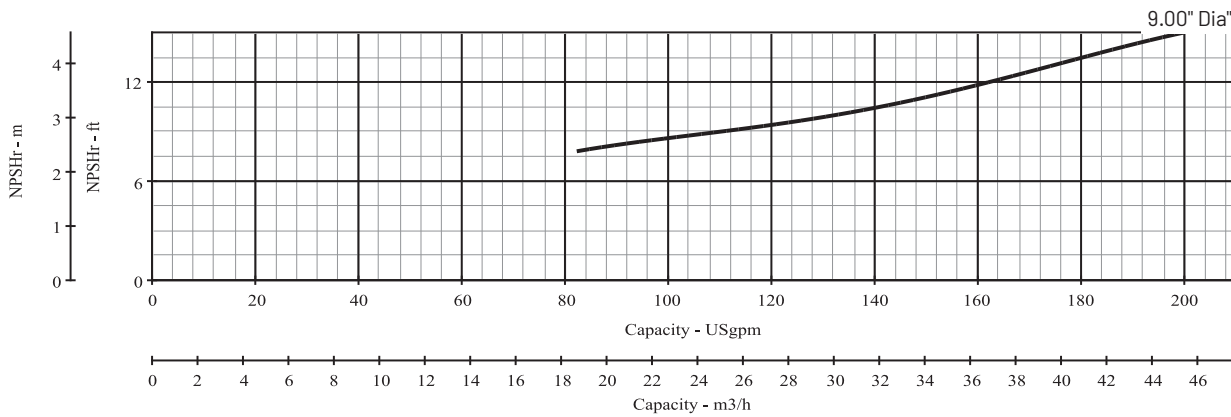
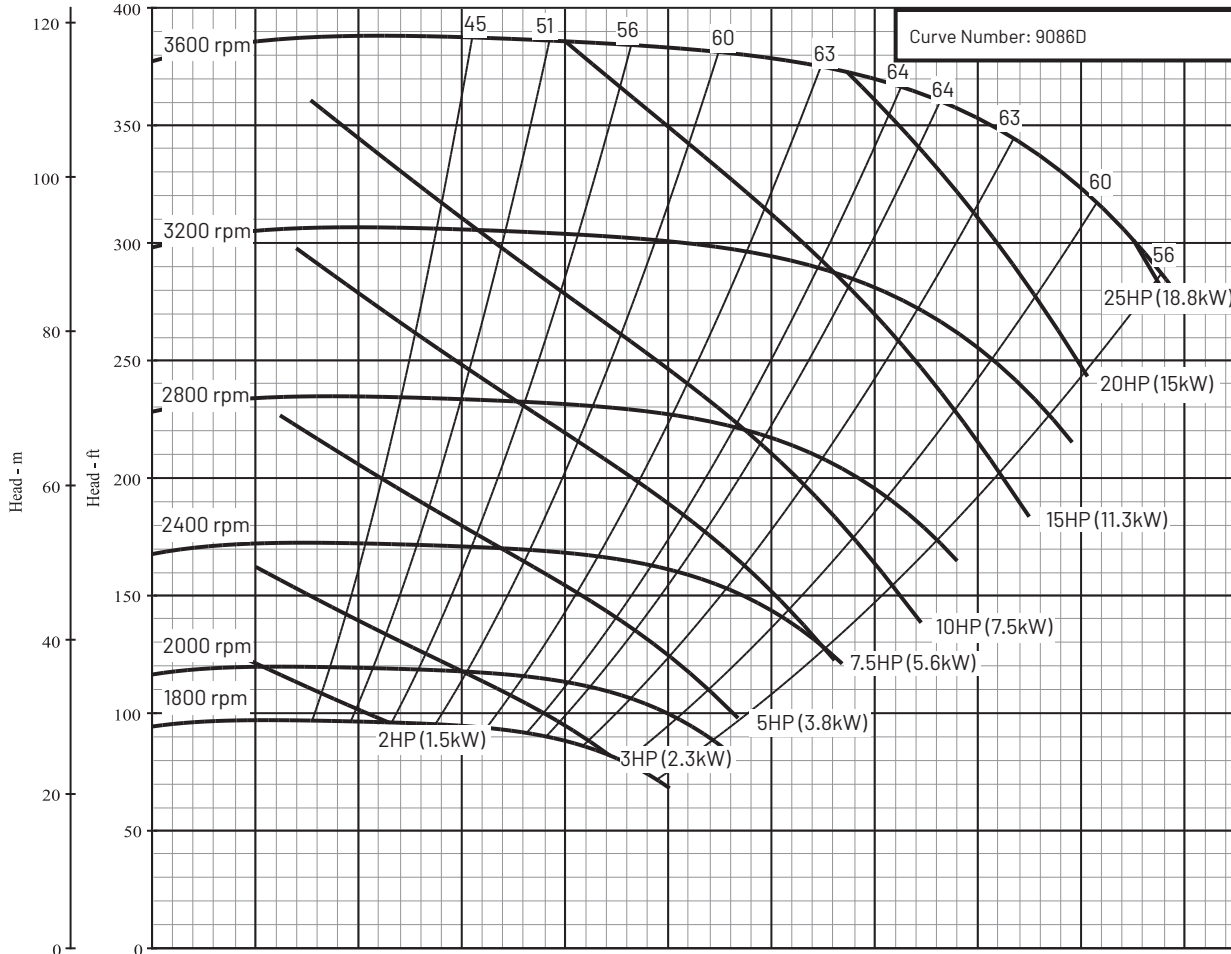
Series Name: B1-1/2Z_HS

Pump Size: 1-1/2 x 2 x 9H

Department of Energy Requirements	
PEI _{CL}	0.97
Model	B1-1/2ZPHS
Imp. Dia. (in.)	9.00

Available Configurations	
CCMD	B1-1/2ZPHS
Frame	
SAE	

Curve Conditions	
Nominal RPM	VARIOUS
Maximum Working Pressure	266 psi (18 bar)
Based on Fresh Water @ F	68 (20 C)



This product as sold in U.S. is regulated by 10 CFR Parts 429 and 431.

293 Wright Street | Delavan | WI 53115 | www.BerkeleyPumps.com

All Pentair trademarks and logos are owned by Pentair. All other brands or product names are trademarks or registered marks of their respective owners. Because we are continuously improving our products and services, Pentair reserves the right to change specifications without prior notice. Pentair is an equal opportunity employer. BK12980DOE (11/15/19) © 2019 Pentair plc. All Rights Reserved.