



MYERS[®] MSP50 SUBMERSIBLE SEWAGE EJECTOR PUMP

MSP50

Submersible Sewage Ejector Pump

Applications

- Continuous Duty Rated
- Residential Sewage
- High-Capacity Sump
- Septic Tank Effluent



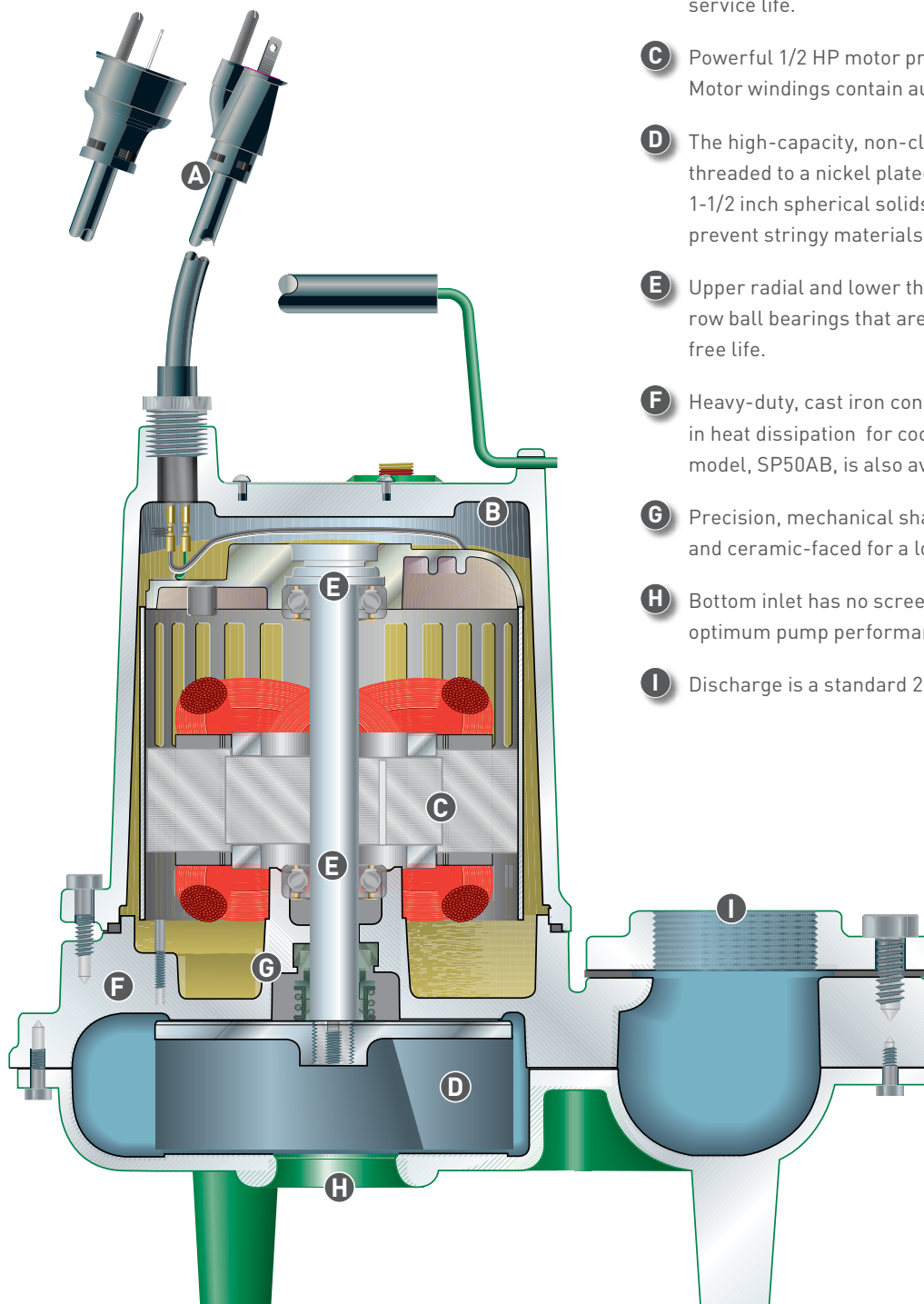
The Myers MSP50 submersible pump is specifically designed to meet the demands of handling wastewater and sewage in residential and commercial building applications. The 2 inch NPT discharge pump (3 inch discharge optional) is available with a powerful 1/2 horsepower motor, in both automatic and manual configurations; and can handle capacities up to 150 gallons per minute and heads to 29 feet.

The MSP50 features a heavy-duty cast iron construction that provides durability in rugged applications, as well as assists in dissipating heat from the motor, for cooler operation. It is also available in an all bronze model. The pump's non-clog, non-corrosive, cast iron impeller, which is threaded to a nickel plated steel shaft, provides long life even in demanding applications; and is capable of handling spherical solids up to 1-1/2 inches and lint. The MSP50 also features precision, carbon and ceramic-faced mechanical shaft seals that are extensively lapped, providing for a long, leakproof life.

The MSP50's oil-filled motor provides superior cooling characteristics, allowing the motor to run cool and quiet for years. This oil-filled design also provides permanent lubrication of the shaft bearings, minimizing maintenance and extending the service life of the pump. In addition, to protect against overheating, the motor windings contain an automatic reset thermal overload (1 Ø).

Water level is controlled on automatic models by Myers's proven diaphragm type pressure switch, which is sealed in a water tight thermoplastic housing. Double diaphragm construction provides added protection by preventing liquid or foreign matter from entering switch.

MSP50



- A** Water-resistant power cord with molded plug is available in 10 or 20 foot lengths, and is easily field serviceable.
- B** Oil-filled motor provides superior cooling and permanent lubrication of bearings minimizing maintenance and extending service life.
- C** Powerful 1/2 HP motor provides cool and quiet operation. Motor windings contain automatic thermal overload protection.
- D** The high-capacity, non-clog, cast iron impeller, which is threaded to a nickel plated steel shaft, efficiently handles up to 1-1/2 inch spherical solids. Pump-out vanes on back of impeller prevent stringy materials from binding impeller or shaft.
- E** Upper radial and lower thrust bearings are heavy-duty, single-row ball bearings that are permanently lubricated for service-free life.
- F** Heavy-duty, cast iron construction provides long life and assists in heat dissipation for cooler motor operation. All-bronze model, SP50AB, is also available.
- G** Precision, mechanical shaft seal is extensively-lapped, carbon- and ceramic-faced for a long leakproof life.
- H** Bottom inlet has no screen to become clogged, providing optimum pump performance and minimal maintenance.
- I** Discharge is a standard 2 inch NPT (3 inch is optional).

MSP50

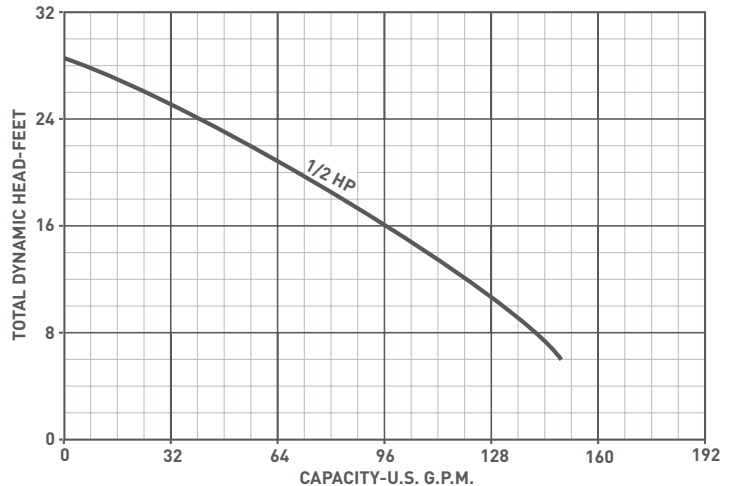
PUMP CHARACTERISTICS

Pump/Motor Unit	Submersible						
Manual Models	M1	M7	M2	M6	M3	M4	M5
Automatic Models	A1	-	A2	-	-	-	-
Automatic All Brz.	AB1	-	-	-	-	-	-
Horsepower	1/2						
Full Load Amps	12.0	5.7	6.0	4.1	3.5	1.9	1.4
Motor Type	Split-Phase			Three-Phase			
R.P.M.	1750						
Phase Ø	1			3			
Voltage	115	200	230	200	230	460	575
Hertz	60						
Temperature	140°F Ambient						
NEMA Design	A						
Insulation	Class B						
Discharge Size	2" NPT std. (3" opt.)						
Solids Handling	1-1/2"						
Unit Weight	70 lbs. (MSP50AB1 77 lbs.)						
Power Cord	16/3, STWA, 1Ø 115V, 230V=10' std. (20' optional) 16/4, STWA, 3Ø 200V, 230V, 460V, or 575V = 20' std.						


MATERIALS OF CONSTRUCTION

Handle	Steel
Lubricating Oil	Dielectric Oil
Motor Housing	Cast Iron*
Pump Casing	Cast Iron*
Shaft	Nickel Plated Steel
Mechanical Shaft Seal	Seal Faces: Carbon/Ceramic Seal Body: Brass Spring: Stainless Steel Bellows: Buna-N
Impeller	Cast Iron
Upper Bearing	Bronze Sleeve
Lower Bearing	Single Row Ball Bearing
Fastener	Stainless Steel

PERFORMANCE DATA



DIMENSIONAL DATA



All dimensions in inches. Metric for international use. Component dimensions may vary $\pm 1/8$ inch.
Dimensional data not for construction purpose unless certified.
Dimensions and weights are approximate. On/Off level adjustable.



USA
293 WRIGHT STREET, DELAVAN, WI 53115 WWW.FEMYERS.COM
PH: 888-957-8677 ORDERS FAX: 800-426-9446

CANADA
490 PINEBUSH ROAD, UNIT 4, CAMBRIDGE, ONTARIO, N1T 0A5
PH: 519-896-2163 ORDERS FAX: 519-896-6337

Because we are continuously improving our products and services, Pentair reserves the right to change specifications without prior notice.