



6" AND 8" SUBMERSIBLE MOTORS XE-6 AND XE-8 SERIES



**LOWER OPERATING COSTS*
LOWER AMPS, LOWER WATTS,
HIGHER EFFICIENCIES**

**THREE LAYERS OF DEFENSE AGAINST
SAND AND DEBRIS INTRUSION**

pentair.com/pentek

*6" Motors - SOURCES: Table 8 "Characteristics of Irrigation Wells Used on Farms: 2013" - 2013 Farm and Ranch Irrigation Survey, (from the 2012 Census of Agriculture) United States Department of Agriculture (USDA) National Agricultural Statistics Service (NASS); Table 5.6.A. "Average Retail Price of Electricity to Ultimate Customer by End-Use Sector"; Electric Power Monthly, United States Electric Information Administration (U.S. EIA) data from May 2015; competitors' published data; Pentek XE-6 data tested and published in Pentek XE-6 Owner's Manual PN989 (Rev. 10/01/16). Based on the motor's watts at full service factor; average hours of operation for irrigation wells used on farms; average retail price of electricity for farms


PENTAIR® PENTEK® XE-6 AND XE-8

6" and 8" submersible motors with an encapsulated design for high-thrust water well applications

Delivers outstanding performance through lower amp draw and higher efficiencies, which yield lower operating costs.

Combined with many durable, innovative and advanced design features, Pentek XE-6 and XE-8 are the perfect solution for your submersible motor needs.

- ◆ Exceptional insulation rating (Class F) and temperature rating (95 F / 35 C)
- ◆ IP68 protection rating
- ◆ VFD-compatible
- ◆ Vertical or horizontal operation



Drinking Water 267305
NSF/ANSI 61
NSF/ANSI 372



Shaft - 17-4 stainless steel

- High strength, high corrosion resistance
- Outstanding mechanical properties at high temps
- NEMA splined - spline detail includes chamfered edges for easier assembly to the pump

Motor casing - 304 stainless steel

- The most versatile and widely-used stainless steel
- Optimal forming and welding characteristics
- Excellent corrosion resistance

Upper and lower bracket

- Epoxy-coated cast iron coating is TNEMEC 140
- NSF-certified coating

Upper bracket - dual-flange design

- Faster and easier assembly to the pump

Motor lead - XLPE (not shown)

- 17 - potted connection, including ground wire
- Non-jacketed wire assembly for easier handling and connections
- Fully field replaceable

Thrust bearing

- Water-lubricated, Kingsbury-type
- Thrust ratings are between 3% and 35% better than leading 6" submersible motors




Pressure equalizing diaphragm

- Utilizes static pressure to regulate internal pressure and minimize expansion pressure
- Springless design - less parts, less complexity



EXCLUSIVE ADVANCED PROTECTION SYSTEM

Provides **THREE** layers of defense against sand and debris intrusion



1) External sand slinger boot

- Features a labyrinth seal design to better capture any sand or debris, keeping it away from the shaft

2) Lip seal

- Located below the sand slinger, providing an extra layer of protection

3) Mechanical seal - silicon carbide

- Superior abrasion, wear and corrosion resistance
- Resists deflection in high-pressure, high-heat and high-speed conditions
- High thermal conductivity (heat dissipation)
- Provides superior protection against sand intrusion

MOTOR PERFORMANCE AND DIMENSIONAL DATA

	XE-6	XE-8
Nominal Diameter	6" / 152.4mm	8" / 203.2mm
Effective Diameter	5.43" / 138mm	7.70" / 195.6mm
Shaft Extension	2.87" / 73mm	4.00" / 101.6mm
Insulation	Class F	
Hz/Pole/Speed	60Hz / 2 Pole / 3450 RPM	

PHASE	MODEL #	HP	KW	FULL LOAD				SERVICE FACTOR 1.15				LOCKED ROTOR AMPS	THRUST LOAD (LBS)	KVA CODE	LENGTH (includes shaft ext)		WEIGHT		CRATE						WEIGHT MOTOR+CRATE				
				VOLTS	AMPS	WATTS	EFF %	PF %	AMPS	WATTS	EFF %				PF %	IN	MM	LBS	KG	L		W		H		LBS	KG		
																				IN	MM	IN	MM	IN	MM				
1	P60A0050A2	5	3.70	230	22.8	4975	74.5	97.0	26.0	5625	75.5	97.0	104	3600	E	25.6	650	104	47.2	32	813	10	254	13.5	343	134	60.8		
	P60A0075A2	7.5	5.60		35.2	7300	77.0	92.0	40.0	8300	77.5	92.5	162		F	28.1	714	117	53.1							151	68.5		
	P60A0100A2	10	7.50		45.7	9700	76.5	94.0	52.4	11175	76.5	94.0	202		E	30.3	770	132	59.9							166	75.3		
	P60A0150A2	15	11.20		62.4	13725	81.5	98.0	72.5	15825	81.5	98.0	296		E	32.8	833	144	65.3							178	80.7		
	2	P60A0050A8	5	3.7	200-208	16.1	4830	77.5	86.5	18.0	5490	78.5	88.0	96	3600	H	23.0	583	87	39.5	32	813	10	254	13.5	343	115	52.2	
		P60A0075A8	7.5	5.5		23.3	7000	80.0	87.5	26.8	8070	80.0	88.5	140		H	24.3	618	97	44.0							127	57.6	
		P60A0100A8	10	7.5		31.5	9090	82.5	86.5	35.0	10400	82.5	88.0	187		H	25.6	650	104	47.2							134	60.8	
		P60A0150A8	15	11		44.9	13440	83.5	87.0	50.8	15460	83.5	88.5	268		H	28.1	713	117	53.1							151	68.5	
		3	P60A0200A8	20	15	460	59.0	17850	83.0	87.5	67.1	20630	83.0	89.0	354	6750	H	30.3	770	132	59.9	48	1219	10	254	13.5	343	166	75.3
			P60A0250A8	25	19		76.8	22110	84.0	85.5	86.5	25520	84.0	87.5	445		H	32.8	834	144	65.3							180	81.6
			P60A0300A8	30	22		91.7	26420	84.5	86.0	103.3	30450	84.5	87.5	530		H	35.6	904	165	74.8							207	93.9
			P60A0050A3	5	3.7		14.4	4830	77.5	86.5	16.1	5490	78.5	88.0	87		H	23.0	583	87	39.5							115	52.2
4			P60A0075A3	7.5	5.5	460	21.5	7000	80.0	87.5	24.1	8070	80.0	88.5	127	6750	H	24.3	618	97	44.0	32	813	10	254	13.5	343	127	57.6
			P60A0100A3	10	7.5		28.0	9090	82.5	86.5	31.5	10400	82.5	88.0	164		H	25.6	650	104	47.2							134	60.8
			P60A0150A3	15	11		40.9	13440	83.5	87.0	46.3	15460	83.5	88.5	237		H	28.1	713	117	53.1							151	68.5
			P60A0200A3	20	15		53.2	17850	83.0	87.5	60.8	20630	83.0	89.0	312		G	30.3	770	132	59.9							166	75.3
	5		P60A0250A3	25	19	460	66.7	22110	84.0	85.5	76.0	25520	84.0	87.5	387	6750	G	32.8	834	144	65.3	48	1219	10	254	13.5	343	180	81.6
			P60A0300A3	30	22		79.3	26420	84.5	86.0	90.2	30450	84.5	87.5	458		G	35.6	904	165	74.8							207	93.9
			P60A0050A4	5	3.7		7.0	4830	77.5	86.5	8.0	5490	78.5	88.0	44		H	23.0	583	87	39.5							115	52.2
			P60A0075A4	7.5	5.5		10.0	7000	80.0	87.5	11.3	8070	80.0	88.5	62		H	24.3	618	97	44.0							127	57.6
		6	P60A0100A4	10	7.5	460	13.1	9090	82.5	86.5	14.8	10400	82.5	88.0	82	6750	H	25.6	650	104	47.2	32	813	10	254	13.5	343	134	60.8
			P60A0150A4	15	11		20.4	13440	83.5	87.0	23.0	15460	83.5	88.5	117		G	28.1	713	117	53.1							151	68.5
			P60A0200A4	20	15		25.8	17850	83.0	87.5	29.4	20630	83.0	89.0	151		G	30.3	770	132	59.9							166	75.3
			P60A0250A4	25	19		32.8	22110	84.0	85.5	36.8	25520	84.0	87.5	187		G	32.8	834	144	65.3							180	81.6
7			P60A0300A4	30	22	460	39.3	26420	84.5	86.0	44.6	30450	84.5	87.5	226	6750	G	35.6	904	165	74.8	48	1219	10	254	13.5	343	207	93.9
			P60A0400A4	40	30		51.3	35030	85.0	87.5	58.6	40500	85.0	89.0	302		G	39.3	999	187	84.8							229	103.9
			P60A0500A4	50	37		65.8	44350	84.0	87.0	75.1	51200	84.0	88.0	385		G	54.1	1374	265	120.2							319	144.7
			P60A0050A5	5	3.7		5.8	4830	77.5	86.5	6.5	5490	78.5	88.0	35		H	23.0	584	87	39.5							115	52.2
	8		P60A0075A5	7.5	5.5	575	8.2	7000	80.0	87.5	9.3	8070	80.0	88.5	51	3600	H	24.3	617	97	44.0	32	813	10	254	13.5	343	127	57.6
			P60A0100A5	10	7.5		10.5	9090	82.5	86.5	11.8	10400	82.5	88.0	61		G	25.6	650	104	47.2							134	60.8
			P60A0150A5	15	11		15.0	13440	83.5	87.0	17.1	15460	83.5	88.5	88		G	28.1	714	117	53.1							151	68.5
			P60A0200A5	20	15		20.9	17850	83.0	87.5	23.7	20630	83.0	89.0	122		G	30.3	770	132	59.9							166	75.3
		9	P60A0250A5	25	19	575	26.2	22110	84.0	85.5	29.7	25520	84.0	87.5	153	6750	G	32.8	833	144	65.3	48	1219	10	254	13.5	343	180	81.6
			P60A0300A5	30	22		31.0	26420	84.5	86.0	35.0	30450	84.5	87.5	179		G	35.6	904	165	74.8							207	93.9
			P60A0400A5	40	30		41.5	35030	85.0	87.5	47.3	40500	85.0	89.0	247		G	39.3	998	187	84.8							229	103.9
			P86A0500A4	50	37		65	43675	85.5	87.0	74	49950	86.0	88.0	540		K	38.9	987	330	150							60	1524
10			P86A0600A4	60	45	460	78	52225	85.5	88.0	89	59825	86.0	88.5	645	10000	K	41.6	1057	371	168	60	1524	12	304.8	15	381	423	192
			P80A0500A4	50	37		65	43675	85.5	87.0	74	49950	86.0	88.0	540		K	38.9	987	344	156	60	1524	12	304.8	15	381	396	180
			P80A0600A4	60	45		78	52225	85.5	88.0	89	59825	86.0	88.5	645		K	41.6	1057	385	175	60	1524	12	304.8	15	381	437	199
			P80A0750A4	75	56		95	64850	86.5	88.5	109	74650	86.5	89.0	803		K	46.6	1184	444	201	60	1524	12	304.8	15	381	496	225
	11		P80A1000A4	100	75	460	128	85075	87.5	87.5	146	98350	87.5	88.5	1080	10000	K	58.6	1488	525	238	96	2438.4	12	304.8	15	381	609	277
			P80A1250A4	125	93		165	110125	84.5	87.0	188	126825	85.0	87.5	1410		K	66.9	1699	819	371	96	2438.4	12	304.8	15	381	903	410
			P80A1500A4	150	112		203	133025	84.5	85.5	228	151100	85.0	86.5	1643		K	75.1	1908	932	423	96	2438.4	12	304.8	15	381	1016	462
			P80A0500A5	50	37		52	43675	85.5	87.0	60	49950	86.0	88.0	439		K	38.9	987	344	156	60	1524	12	304.8	15	381	396	180
		12	P80A0600A5	60	45	575	61	52225	85.5	88.0	70	59825	86.0	88.5	518	10000	K	41.6	1057	385	175	60	1524	12	304.8	15	381	437	199
			P80A0750A5	75	56		76	64850	86.5	88.5	88	74650	86.5	89.0	645		K	46.6	1184	444	201	60	1524	12	304.8	15	381	496	225
			P80A1000A5	100	75		100	85075	87.5	87.5	115	98350	87.5	88.5	855		K	58.6	1488	525	238	96	2438.4	12	304.8	15	381	609	277
			P80A1250A5	125	93		129	110125	84.5	87.0	148	126825	85.0	87.5	1133		L	66.9	1699	819	371	96	2438.4	12	304.8	15	381	903	410
P80A1500A5			150	112	159	133025	84.5	85.5	178	151100	85.0	86.5	1320	K	75.1	1908	932	423	96	2438.4	12	304.8	15	381	1016	462			

PENTAIR PENTEK CONTROL BOXES

For Pentek XE-6 Single Phase Motors

14 gauge steel enclosure

- Heavy-duty construction, high durability and corrosion-resistance

Continuous hinge door

- Easy access - no need to remove during installation or service
- Opens past 180° for easy access

Integral mounting flange

- Easy to wall mount while maintaining NEMA 4 rating

Multiple knockout (embossed) options

- Faster and easier assembly to the pump

Motor lead - XLPE (not shown)


- 2 - dual 1/2" - 3/4"
- 2 - dual 3/4" - 1"
- 2 - dual 1-1/4" - 1-1/2"

Seamless, foamed-in-place door gasket

- Excellent protection against intrusion from dirt, dust, rain, sleet, snow or wind-directed water

Bonding provision on door

- When required by code



NEMA 4 rated enclosure (compare to competition at only NEMA 3)

IP66 Ingress Protection-Rating

Opens with two quarter-turn latches

- No risk of lost door fasteners, no tools needed

Locking Hasp

- Added security

Size - 16" x 14"

- Generous size allows for more room to work inside the box
- Easier conduit attachment, wire pulling and wire connections

Terminals accept up to 4AWG wire

Magnetic line contactors

- Included standard on each box

Removable back panel

- All electric components mounted on panel
- Easy installation and servicing, when downtime is critical

Pentek Single-Phase Control Boxes for Pentek XE-6 Single Phase Motors (60Hz 2 POLE)

					CONTROL BOX DIMENSIONS							
					HEIGHT		WIDTH		DEPTH			
PHASE	MODEL #	HP	KW	VOLTS	IN	MM	IN	MM	IN	MM	LBS	KG
1	PTKX-5SCB	5	3.70	230	14.0	356	12.0	304.8	6.0	152.4	30	13.6
	PTKX-7SCB	7.5	5.60								32	14.5
	PTKX-10SCB	10	7.50								33.2	15.1
	PTKX-15SCB	15	11.20									

FAST SHIPPING

Available same-day from the following Pentair locations: Fresno, CA; Delavan, WI; Jacksonville, FL
Motors not stocked at your nearest facility will be drop-shipped from another stocking location.

PRE-PAID FREIGHT

Pre-paid freight to distributor location on one or more motors.
If motor order is combined with other Pentair Products, standard pre-paid freight terms apply.

WARRANTY

12 months from Date of Installation / 24 months from Date of Manufacture.
For members of the Pro Dealer Program, warranty is 24 months from Date of Installation / 36 months from Date of Manufacture.



293 Wright Street | Delavan, WI 53115 | Ph: 888.782.7483 | Fx: 800.426.9446 | pentair.com/pentek

All indicated Pentair trademarks and logos are property of Pentair. Third party registered and unregistered trademarks and logos are the property of their respective owners. Because we are continuously improving our products and services, Pentair reserves the right to change specifications without prior notice. Pentair is an equal opportunity employer.

©2024 Pentair. All Rights Reserved.

PK11438BR (03-01-24)